

HOLIDAY HOMEWORK

CLASS PRE-SCHOOL (2021-22)



Dear parents,

As per the school closes for the summer break, we have planned some worksheets, activities for your child to enhance his/her learning skills in a fun-filled way. To encourage your child's self-esteem and feeling of courage, help your child discover his/her interest and guide your child attempt his/her assignment or activity independently and appoint a specific time for the same every day.

Dear Children,

Let's try to be independent during this summer break by developing fine motor skills.

Fine motor skill activities are a great help when it comes to develop your writing. These activities focus on motor skill development of small muscle movements, usually involving fingers, thumb, hand and wrist movements.

Here are some activities which can be included in your daily curriculum, which will help you refine your pincer grasp: -

- Button up your shirt.

- Put on your socks and shoes.
- Open and close a zipper lock of your bag.
- Tear a chapatti and eat your meal on your own.
- Squeeze and relax your hands and enjoy.
- Clothes clip- Take some clothes clip, and a box, Squeeze the clips and clip them on the edges of a box on your own.
- Nuts and Bolts. Take a larger nut and bolt, use your fingers and wrist, twist the metal nut onto the bolt.
- Try to tie your shoelace.
- Take an eyedropper, fill it with colours and squeeze different colours in a bowl.
- Dig your hands into clay, use your hand and wrist muscles playing with it.

Let's now explore the assignments, recapitulate the concepts and enjoy the activities: - - - - -

*All the Assignments to be downloaded & to be done on sheets.



SUMMER BREAK ASSIGNMENT 1

NAME- _____

DATE- _____

BIG VS SMALL

Colour the Big circle red and Small circle green.



SUMMER BREAK ASSIGNMENT 2

SLEEPING LINE

Trace the given lines with colourful crayons:

Pre-writing Skills- Trace the Lines

My name is



Copyright by www.sharingourexperiences.com. Please do not redistribute. Free printables can be downloaded from site directly and paid ones you can buy from www.sharingourexperiences.com/shop.

Name : _____

Date : _____

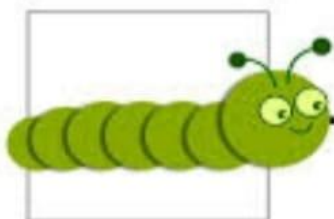


Tracing Sleeping Lines

Trace the lines. Make sure you trace from left to the right each line.



My Name is

Date



STANDING LINE

Name:

Class:

Date:

Take the butterflies to the flowers with our animal friend Delightful Dog



Pre-writing Skills - Trace the Lines

My name is



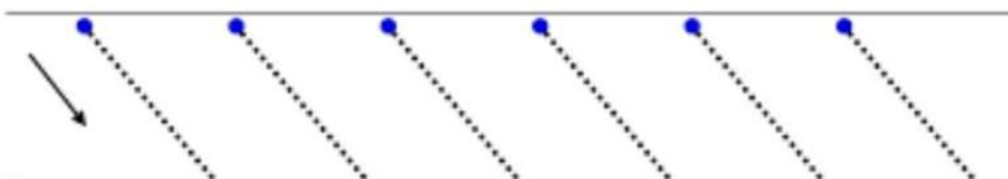
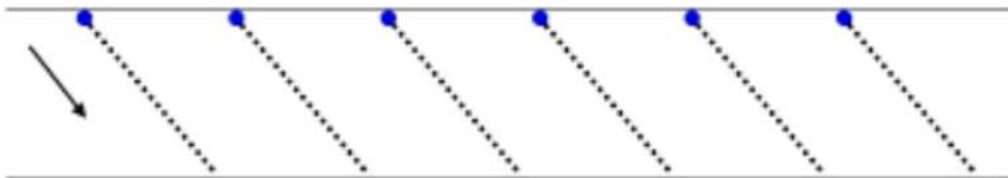
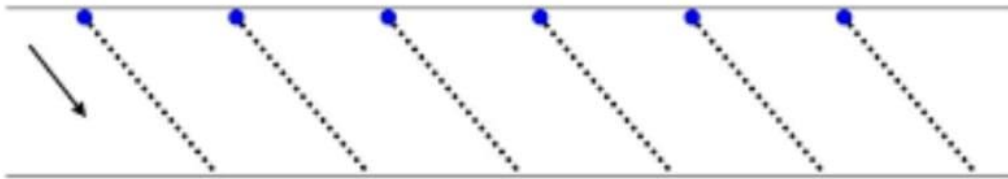
SLANTING LINE

Name : _____

Date : _____

Tracing Slanting Lines

Start at the blue dots and trace the lines. Make sure you trace from top to bottom each line.



Name : _____ Roll No. : _____

Class : _____ Date : _____

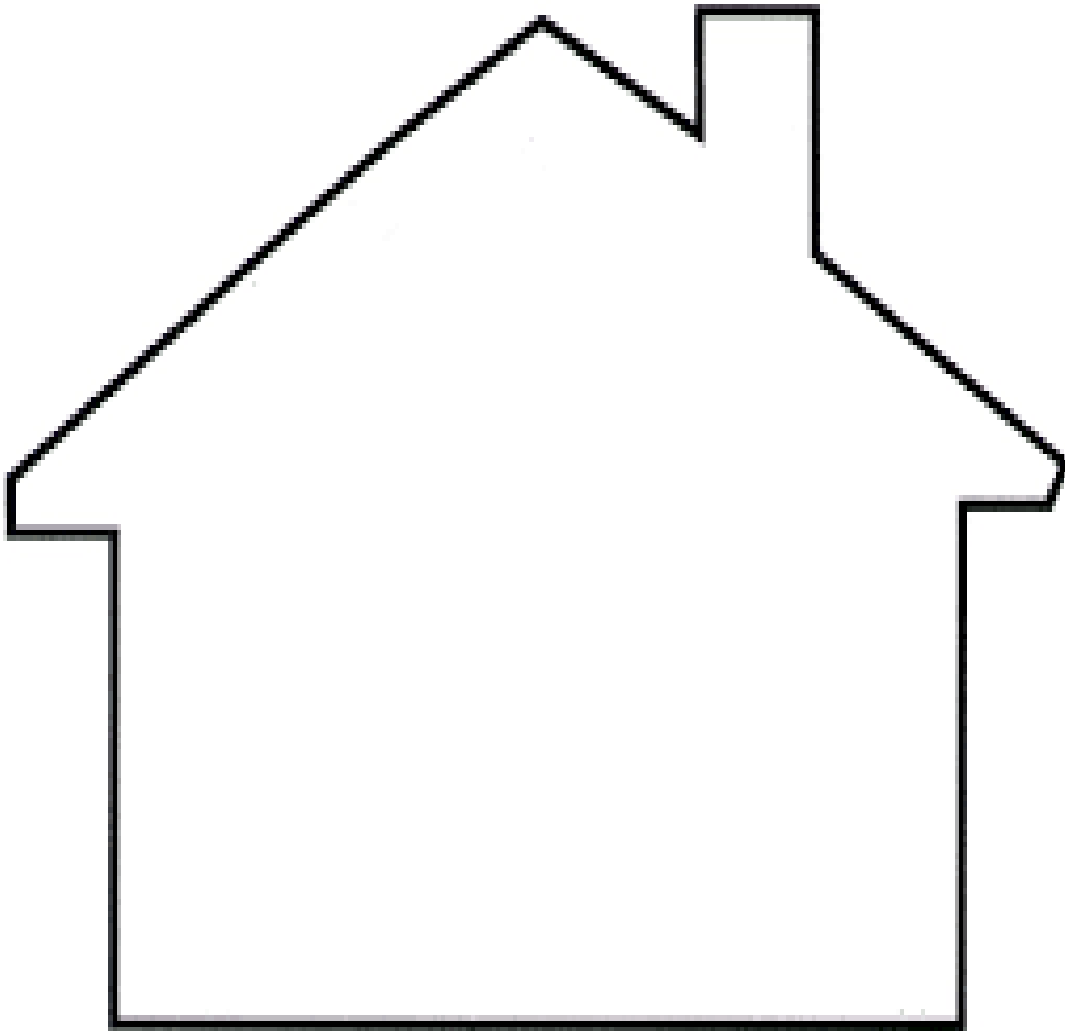
Go over the slanting lines and colour the picture.



SUMMER BREAK ASSIGNMENT 3

MY BEAUTIFUL HOUSE AND MY LOVELY FAMILY

Decorate the house and paste the pictures of your family members:-



SUMMER BREAK ASSIGNMENT 4

FUN WITH COLOURS (Scribbling)

Take a paint brush, dip it in your favorite water colour and run onto the paper in a random motion:-

For the Parents : Reading is fun

Children are made readers on the laps of their parents.

- Make reading a regular practice with pictures and large text.
- Read out value based stories from Panchatantra, Pepper and Bruno to the child daily.
- Make bed-time stories a part of your child's daily routine.
- Make them learn Bits of Paper and A B C D song.

Make your child learn self-introduction:

- My name is _____
- I am _____ years old.
- I study in Nursery - _____
- My School name is _____.
- The name of my class teacher is _____

Yummy for Tummy

Get creative and make a table mat on an A-4 size pastel sheet. Write your ward's name using ear-bud printing in the center and paste pictures of food articles/items which he/she loves to eat around it.

Also give it a caption "I love to Eat".

*All the work to be submitted on Google classroom.

STAY SAFE, HEALTHY & AWARE.

HAVE A JOYFUL TIME...

HAPPY HOLIDAYS